

Keeping Education Strong

Managing Surplus Capacity in Southwark's Primary Schools

Scrutiny April 2023

Nina Dohel – Director of Education

The Southwark Context in 2021/22

(note: figures correct at time, may have

changed since)

74 primary schools

97% Good or
Outstanding

924 surplus places
(Reception)= 26%

5,850 surplus
places across the
primary school
system = 22%

Ideal: to keep 5-
10% capacity in
the system

Southwark Planning Areas

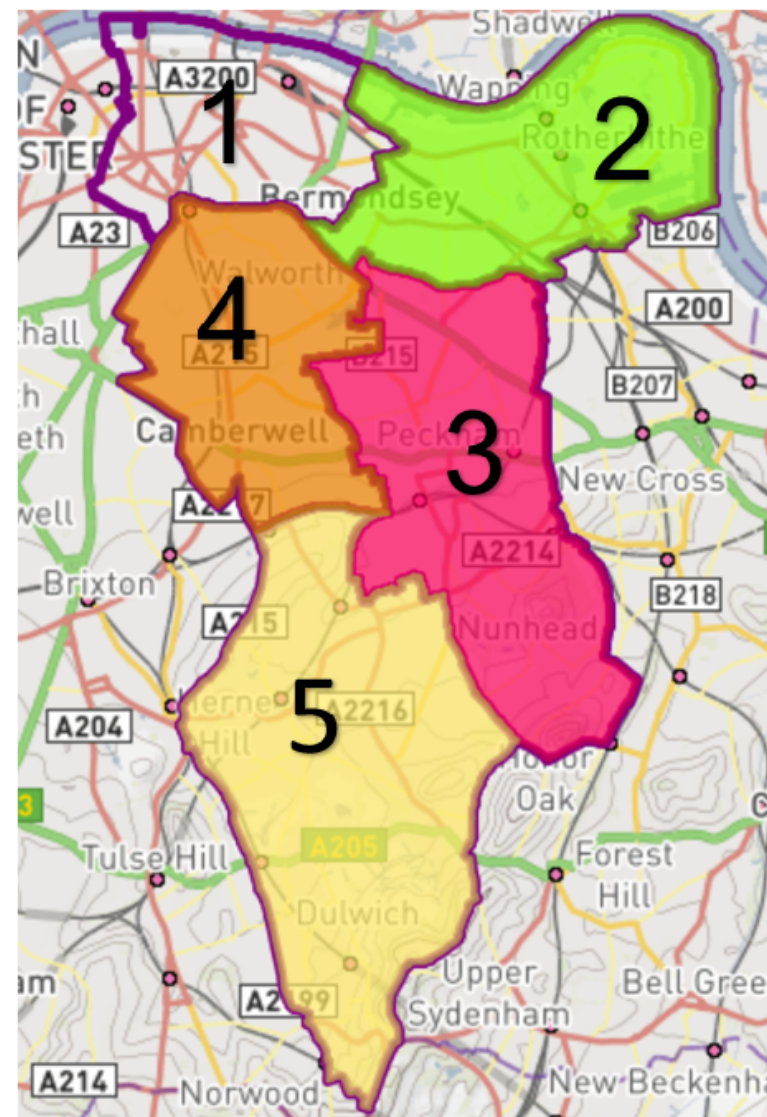
PA1 = Borough, Bankside & Walworth

PA2 = Bermondsey & Rotherhithe

PA3 = Peckham & Nunhead

PA4 = Camberwell

PA5 = Dulwich



Planning Area 1: Borough, Bankside and Walworth

School type	School	Ward
Academy	Charles Dickens Primary School	Borough & Bankside
Foundation	Friars Primary Foundation School	Borough & Bankside
VA RC	St Joseph's Catholic Primary School	Borough & Bankside
VA CE	The Cathedral School of St Saviour and St Mary Overy	Borough & Bankside
Academy	ARK Globe Academy (Primary)	Chaucer
Community	Michael Faraday School	Faraday
VA CE	St Peter's Church of England Primary School	Faraday
Academy	Surrey Square Primary School	Faraday
Community	Crampton Primary School	Newington
Community	Keyworth Primary School	Newington
Academy	St Paul's Church of England Primary Academy Walworth	Newington
VA RC	English Martyrs Roman Catholic Primary School	North Walworth
Community	Robert Browning Primary School	North Walworth
VA CE	St John's Walworth Church of England Primary School (CLOSED)	North Walworth
Community	Townsend Primary School	North Walworth
Community	Cobourg Primary School	Old Kent Road
Foundation	Charlotte Sharman Primary School	St George's
VA RC	St George's Cathedral Catholic Primary School	St George's
VA CE	St Jude's Church of England Primary School	St George's

Planning Area 2: Bermondsey & Rotherhithe

Community	Grange Primary School	London Bridge & West Bermondsey
Community	Snowsfields Primary School	London Bridge & West Bermondsey
Community	Tower Bridge Primary School	London Bridge & West Bermondsey
Community	Riverside Primary School	North Bermondsey
Community	Southwark Park School	North Bermondsey
VA CE	St James' Church of England Primary School	North Bermondsey
VA RC	St Joseph's Catholic Primary School	North Bermondsey
Community	Albion Primary School	North Walworth
Community	Ilderton Primary School	Old Kent Road
Academy (Free School)	John Keats Primary Free School	Old Kent Road
Community	Phoenix Primary School	Old Kent Road
Community	Pilgrims' Way Primary School	Old Kent Road
Academy (Free School)	Southwark Free School (CLOSED)	Old Kent Road
Community	Alfred Salter Primary School	Rotherhithe
Community	Rotherhithe Primary School	Rotherhithe
VA RC	St Joseph's Roman Catholic Primary School	Rotherhithe
VA CE	Boutcher Church of England Primary School	South Bermondsey
Academy (Free School)	Galleywall City of London Primary School	South Bermondsey
VA CE	Peter Hills with St Mary's and St Paul's CofE Primary School	Surrey Docks
Academy	Redriff Primary School	Surrey Docks
VA RC	St John's Roman Catholic Primary School	Surrey Docks

Planning Area 3: Peckham & Nunhead

VA CE	St Johns' and St Clements Church of England Primary School	Goose Green
Community	Hollydale Primary School	Nunhead & Queen's Road
Academy	John Donne Primary School	Nunhead & Queen's Road
Community	Camelot Primary School	Old Kent Road
VA RC	St Francis RC Primary School	Old Kent Road
Academy	Angel Oak Academy	Peckham
Academy	Harris Primary Academy Peckham Park	Peckham
VA RC	St James the Great Roman Catholic Primary School	Peckham
Community	Ivydale Primary School	Peckham Rye
VA RC	St Francesca Cabrini Primary School	Peckham Rye
Community	Bellenden Primary School	Rye Lane
Academy (Free School)	Harris Primary Free School Peckham	Rye Lane
Community	Rye Oak School	Rye Lane
VA CE	St Mary Magdalene Church of England Primary School	Rye Lane

Planning Area 4: Camberwell

Community	Brunswick Park Primary School	Camberwell Green
Community	Comber Grove School	Camberwell Green
Community	Crawford Primary School	Camberwell Green
Community	John Ruskin Primary School and Language Classes	Camberwell Green
VA RC	St Joseph's Catholic Infants School	Camberwell Green
VA RC	St Joseph's Catholic Junior School	Camberwell Green
Community	Bessemer Grange Primary School	Champion Hill
Community	Dog Kennel Hill School	Champion Hill
Academy (Free School)	Belham Primary School	Rye Lane
Academy	Lyndhurst Primary School	St Giles
Community	Oliver Goldsmith Primary School	St Giles
VA CE	St George's Church of England Primary School	St Giles

Planning Area 5: Dulwich

Community	Goodrich Community Primary School	Dulwich Hill
VA RC	St Anthony's Catholic Primary School	Dulwich Hill
Academy	Dulwich Hamlet Junior School	Dulwich Village
VA CE	Dulwich Village Infants CE	Dulwich Village
Academy (Free School)	Judith Kerr Primary School	Dulwich Village
Community	Dulwich Wood Primary School	Dulwich Wood
Academy	Goose Green Primary School	Goose Green
Academy (Free School)	Harris Free School East Dulwich	Goose Green
Community	Heber Primary School	Goose Green

Borough-wide actions and impact

2018/19 surplus capacity: 19% reception 14% school places

Changes already implemented since 2019 have resulted in a reduction of 570 Reception places .

The impact of these changes will work through the system fully by 2028, resulting in a reduction of 1395 Primary School Places.

2022/23 surplus capacity: 22% reception 22% school places

Borough- wide changes made since 2019

PA	Primary School	Previous PAN	Agreed PAN	Reduction
1	St George's Cathedral RC	60	30	-30
	Charlotte Sharman	60	30	-30
	English Martyrs RC	60◊	30◊	-30◊
	Keyworth	90	60	-30
	St John's Walworth‡	30‡	0‡ (closed)	-30‡
	Robert Browning	60	30	-30
2	Phoenix*	120*	90*	-30*
	Ilderton◊	60◊	30◊	-30◊
3	Hollydale	45	30	-15
	Bellenden	60	30	-30
	Camelot	75	60	-15
	Ivydale	120	90	-30
	St Francis RC◊	60◊	30◊	-30◊
	Harris Primary Free Peckham¶	60¶	30¶	30¶
	Harris Peckham Park†	60†	30†	-30†
	St Francesca Cabrini RC† x	30 ^x 60†	0 ^x (closing) 30†	-30 ^x -30†
4	Brunswick Park	75	60	-15
	Comber Grove	45	30	-15
	Dog Kennel Hill◊	60◊	30◊	-30◊
	Crawford	90	60	-30
Total agreed		1,350 (45FE)	780 (26FE)	-570 (19FE)

School PAN reductions by school, by planning area – PANs reduced from September 2019 unless otherwise noted

*PAN reduction from September 2020 onwards

†PAN reduction from September 2021 onwards

¶ PAN reduction from September 2022 onwards

◊ PAN reduction agreed from September 2023 onwards

‡ Closure of school agreed from September 2021

x School closing in September 2023

Planning Area Meetings: Autumn 2021 (example from planning area 1)

Southwark School Rolls & Population
Borough, Bankside and Walworth (Planning Area 1)

1



Today's meeting

- Your local area: where we are now and where we need to get to.
- Opportunity to ask questions about the information shared
- Solutions for reducing capacity
- Discussion: what do you think? Will they go far enough?
- Next steps: heads group to create longer term strategy

2

WHAT DO WE WANT SCHOOLING TO LOOK LIKE IN SOUTHWARK?

- Most schools still have children who are learning in their 1st period
- High percentage of schools with higher numbers of reception staff
- Many schools still full
- High percentage of other schools
- Need of the community

3

Southwark Planning Areas

- PA1 = Borough, Bankside & Walworth
- PA2 = Brompton & Rotherhithe
- PA3 = Peckham & Nunhead
- PA4 = Camberwell
- PA5 = Dulwich

4

5

Borough, Bankside and Walworth

20% of schools in Borough, Bankside and Walworth are Ofsted Outstanding
50% of schools are Ofsted Good
Strong infrastructure, strong estate and excellent standards

But:

£33 (£1M) surplus places across primary schools in this planning area. The equivalent of more than three two form entry schools.

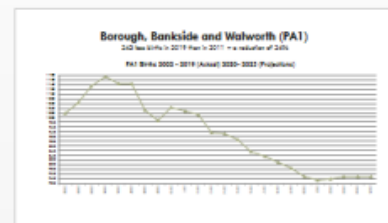
Where we want to get to:

- Retain the quality
- Reduce the overall capacity so we are in line with good practice (5-10% vacancy rate, 300-400 places)
- Concentrate resources so we have full, vibrant schools


6



7



8



9



Headlines to support the current strategy and to be developed through the current strategy

- Reduce the number of places in reception classes
- Reduce the number of places in other year groups
- Reduce the number of places in other year groups
- Reduce the number of places in other year groups

10



Any questions about the information shared?

11

Solutions tried and possible

PA1 capping
In-year cap of a school at a lower number of places than the PA1 (i.e. capping to 1FE rather than a 2FE PA1) - an interim option.

PA1 reduction
Partial reduction of PA1 to a lower number (i.e. reducing from 2FE to 1FE).

Reduce capacity due to the reduction by providing all needed Reception places in other year groups. Admissions authority could advise about PA1 if the places were required.

Rolling PA1 reductions
The school year schools of 1FE or larger within an area agree to take in 2FE to have a smaller Reception cohort in a one school year, a 2FE school the next - it then takes the challenge across a broader number of schools rather than government PA1 solutions (and so 1FE reduction in school school also).

Amalgamation
Where two or more schools join together to form one school. This involves the closure of one or more schools, and may require the expansion of the remaining school.
Pupils and staff at the closing school(s) transfer to the remaining school. Staff retention may be required.

Closure
Where a school/schools close.
Pupils transfer to other schools via non-admissions routes.
Staff use other roles and if necessary are made redundant.

12

Discussion: Which of these proposals would go far enough to deal with the problem?

13

Next step

- The planning committee will decide how many meetings will be held
- There will be a meeting with all schools in the area
- There will be a meeting with all schools in the area
- There will be a meeting with all schools in the area
- There will be a meeting with all schools in the area
- There will be a meeting with all schools in the area
- There will be a meeting with all schools in the area
- There will be a meeting with all schools in the area
- There will be a meeting with all schools in the area
- There will be a meeting with all schools in the area

14

The Head Teachers Schools Strategic Board (HTSSB)

Head Teachers School Strategy Board
13th January, 2022

1

Today's meeting

- Introductions and Welcome
- Discussion: Terms of Reference
- Next steps: planning the next meeting

2

Terms of Reference

Purpose of Board
Membership and Frequency of meetings
Confidentiality and Sensitivity
Communication

3

Purpose and Remit of Board

- To feed information and concerns from Heads in your PA into the Board
- To feed information from the Board out to other Heads in your PA
- To explore ideas and possibilities in a safe space
- To advise on local agreements across the borough on behalf of your PA (eg not taking children from a closing school into yours before the end of the year)
- To agree principles for making decisions about schools
- To make recommendations about how to move forward
- The HTSSB is a consultative body, not a decision-making body

4

Membership and Frequency of Meetings

- Head teachers representing each planning area (if a Head is unable to attend, a CoG may attend on their behalf)
- LA officers
- Frequency: half termly/ termly?
- In person or online?

5

Principles of Confidentiality and Sensitivity

- This is a "safe space" for exploring possibilities
- This is not a decision-making body, and "discussion" does not mean "decision"
- Information should not be shared that is confidential

6

Communication

What is the best approach to information sharing?

- Regular meetings with all?
- An email?
- Smaller groups?

7

Next Steps: Planning the next meeting

8

Southwark Planning Areas

FA1 = Borough, Bankside & Walworth
FA2 = Bermondsey & Rotherhithe
FA3 = Peckham & Nunhead
FA4 = Camberwell
FA5 = Dulwich

Criteria for making recommendations about action

Developed with the Head Teacher Representatives on the Head Teachers School Strategic Board

Criteria

1. Roll trends and percentage of vacancies (the primary schools that have had a 5% or greater drop in their rolls between 2019 and 2022 and/ or have 20% or higher vacancies from Reception to year 6 for 2022); then
2. Rolls, budget health, quality of education and leadership, quality of buildings, local issues

49 schools for further evaluation

Alfred Salter Primary School	Ark Globe Academy	Bellenden Primary School	Bessemer Grange Primary School	Brunswick Park Primary School
Camelot Primary School	Charlotte Sharman Primary School	Cobourg Primary School	Comber Grove School	Crawford Primary School
Dog Kennel Hill School	English Martyrs' Roman Catholic Primary School	Friars Primary Foundation School	Galleywall Primary School	Goodrich Community Primary School
Goose Green Primary and Nursery School	Grange Primary School	Harris Primary Academy Peckham Park	Harris Primary Free School Peckham	Hollydale Primary School
Ilderton Primary School	Ivydale Primary School	John Donne Primary School	John Keats Primary School	Keyworth Primary School
Michael Faraday School	Oliver Goldsmith Primary School	Peter Hills with St Mary's and St Paul's CofE Primary School	Phoenix Primary School	Pilgrims' Way Primary School
Riverside Primary School	Robert Browning Primary School	Rotherhithe Primary School	Rye Oak Primary School	Saint Joseph's Catholic Primary School, the Borough
Snowsfields Primary School	St Anthony's Catholic Primary School	St Francis RC Primary School	St George's Cathedral Catholic Primary School	St George's Church of England Primary School
St James' Church of England Primary School	St John's and St Clement's Church of England Primary School	St Joseph's Catholic Infants School	St Jude's Church of England Primary School	St Mary Magdalene Church of England Primary School
St Paul's Church of England Primary School	Surrey Square Primary School	Tower Bridge Primary School	Victory Primary School	

Criteria templates: Quality of Provision

Recommendation Assessment Template: PRIMARY

Criterion/ Principle: Quality of provision

Instructions:

Data provider: Please provide the data requested below in the format requested.

Name of School	Existing Ofsted Grade (and date)	
	1	Outstanding
	2+	Good, re-inspection in two years with view to being graded as outstanding
	2	Good
	2-	Good, re-inspection in two years with view to being graded as requires improvement
	3	Requires improvement
	4	Inadequate

Name of School	Ofsted Grade (expected)	Assessment by link adviser informed by school improvement overview
	Current assessment of evidence at time of the evaluation.	Write a summary narrative here explaining current assessment based on evidence gathered by SELA team – ideally bullet points Impact of school within LA – hub, engaged in school –to- school support.

Criteria templates: Budget Health

Recommendation Assessment Template: PRIMARY

Criterion/ Principle: Budget health

Instructions:

Data provider: Please provide

1. A RAG rating of the budgetary health of the school, where red = in very poor health, amber = in poor health and green= in good health.

Ratings should take into account:

- a. The year-end financial position for the past 5 years,
- b. Financial projections/ forecast for the next 3 financial year(s) and include assumptions these are based on.
- c. Internal Audit Assurance level from latest report and high priority recommendations
- d. Any existing intelligence about rolls, staffing, capital, reserves/ deficits, loans and repayments.

2. A brief summary explaining the rating and any anomalies that the recommendation maker should be aware of (eg high level of maternity leave/ agency cover this year)

Criteria templates: Quality of Buildings and Estate

Recommendation Assessment Template: PRIMARY

Criterion/ Principle: Quality of estate & buildings

Instructions:

Data provider: Please provide the data requested below in the format requested.

A) How old is the building?

B) How easy would it be to bring the school up to a net zero standard? (grade this from 0= impossible and/ or very costly, to 5= simple and/ or inexpensive)

	Yes/ No/ No information held	Any further comment
Does the school have a condition survey from DfE?		
Have there been any major changes to the building(s) since the last condition survey?		
Has the survey identified any major issues with the building(s) (e.g. asbestos/ health and safety issues)?		
Is the school compliant with all relevant regulations [to be based on health and safety info]?		

Does the school have a maintenance programme in place?		
Does the school have a full time premises manager or equivalent?		
Is the building listed?		
Is the building in a conservation area?		
Is there sufficient play space for the existing and projected number of pupils (consult rolls officer)?		
Is there sufficient floor space for existing and projected number of pupils?		
Is it an appropriate space for its use?		
Has this building been built or expanded recently as part of the 2009 expansion programme?		

Criteria templates: Local Issues

Recommendation Assessment Template: PRIMARY

Criterion/ Principle: Local issues

Instructions:

Data provider: Please provide the data requested below in the format requested.

	Yes/ No	Any additional comment
Is it the only school of its designation in a 0.5 mile radius?	Yes= Green No= Red	
Is there a Resource Base in the school?	Yes= Green No = Red	
Is it on the border with other boroughs (ie would we lose the children from that school to other boroughs)?	Yes= Green No= Red	
Is there a Nursery or provision for 2 year olds in the school?	Yes= Green No= Red	
What percentage of the children in this school are from other boroughs?	High percentage= Green Low percentage = Red	
Are there any issues that you are aware of that should stop this school being put forward for consideration for change?	Yes (and what)= Green No= Red	
Are there any issues that you are aware of that should support this	Yes = Red No= Green	

school being put forward for consideration for change?		
Are alternative options covered by the congestion or low emission zones? (would parents incur more cost sending their children to another school?)	Yes= Green No= Red	
What percentage of children has an EHCP?	Over X% = Green Under X% = Red	
Any other issues to consider not covered by other templates (please just note them)	Note the issues in the additional comment column	

Majority Green= recommendation not to change

Majority Red= recommendation to make a change

Recommendations

Pan reductions:

(Community school, PA 4, Champion Hill)

(Community school, PA2, London Bridge and West Bermondsey)

(Academy, PA1, Newington)

(Academy, PA5, Goose Green)

(Community school, PA3, Rye Lane)

(VA RC, PA3, Old Kent Road)

(VA RC, PA4, Camberwell Green)

Amalgamations:

[Harris Primary Academy Peckham Park](#) (Academy, PA3, Peckham)

[Harris Academy Free](#) (Academy Free, PA3, Rye Lane)

Plus 2 to 3 additional schools from maintained/VA sector

Changes being made to schools outside of the Strategy which will also have a positive effect on surplus capacity

Closures/ proposed closures:

[St Francesca Cabrini](#) (VA RC, PA£, Peckham Rye)

[Townsend](#) (Community, PA1, North Walworth)

Proposed Amalgamation:

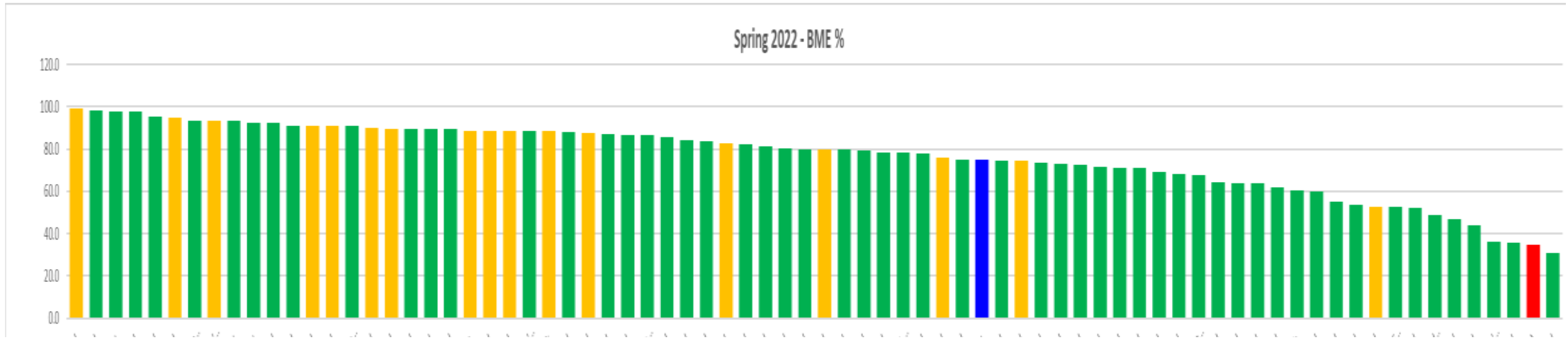
[Camelot](#) (Community, PA3, Old Kent Road) and [Cobourg](#) (Community, PA1, Old Kent Road)

Exploring Options

[Charlotte Sharman](#) (Foundation, PA1, St George's) and St Jude's (VA CE, PA1, St George's)

Black Asian and Minority Ethnic

red=NA blue =LA average yellow =schools in scope for further change



Additional information.

Southwark School Rolls &
Population October 2021
**Borough, Bankside and
Walworth (Planning Area 1)**



WHAT DO WE WANT SCHOOLING TO LOOK LIKE IN SOUTHWARK?

- ✓ Vibrant schools with happy children who are learning to their full potential
- ✓ Well resourced schools with brilliant teachers and supportive staff
- ✓ Fully funded and fully occupied
- ✓ Well-connected to other schools
- ✓ Heart of the community



Borough, Bankside and Walworth

21% of schools in Borough, Bankside and Walworth are Ofsted Outstanding

58% of schools are Ofsted Good

Strong infrastructure, strong estate and excellent standards

But:

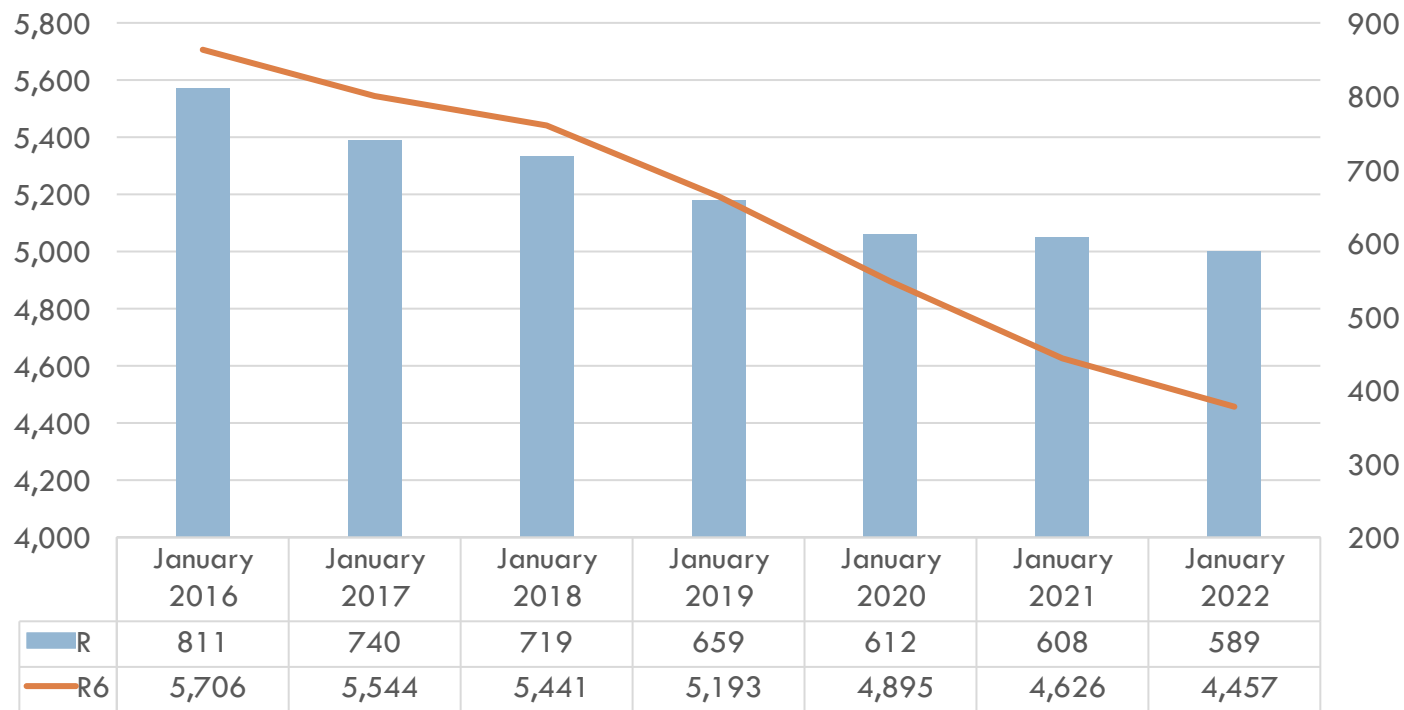
1,513 (25%) surplus places across primary schools in this planning area. The equivalent of more than three two form entry schools.

Where we want to get to:

- ✓ Retain the quality
- ✓ Reduce the overall capacity so we are in line with good practice (5-10% vacancy rate, 300- 600 places)
- ✓ Concentrate resources so we have full, vibrant schools

How the pupil population has changed in Borough, Bankside and Walworth since 2015/16

PA1 Year R and Year R to 6 rolls 2016-21



(left = r-6, right = reception)

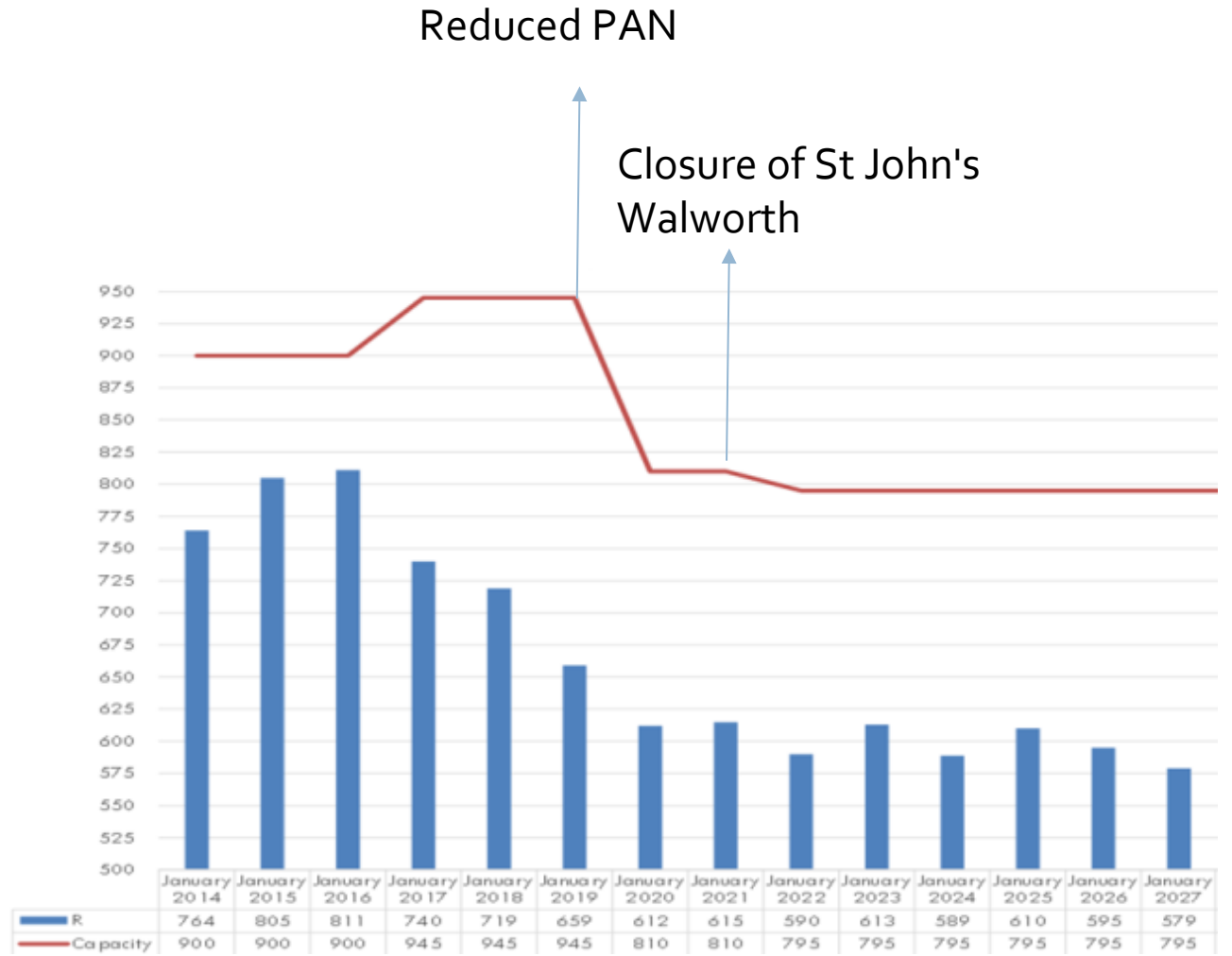
Borough, Bankside and Walworth (PA1)

243 less births in 2019 than in 2011 – a reduction of 24%

PA1 Births 2002 - 2019 (Actual) 2020- 2025 (Projections)



Borough, Bankside and Walworth (PA1) State Funded Primary Schools Reception roll and capacity – actual 2014-21, Projections 2022-27



The problem: 1,1513 (25%) surplus places across primary schools in this planning area. The equivalent of more than three two form entry schools.

How has the LA responded?

Reduced PAN

- LA deleted the equivalent of four forms of entry in 2018/19 (St George's Cathedral RC, Charlotte Sharman, Keyworth, Robert Browning)
- Closure of St John's Walworth in 2020/21

Impact:

- Not enough. Just keeping pace with the reduction of pupil numbers.
- Similar number of vacancies (c. 200) in 2021 as in 2015/16, despite lower PAN.

Solutions: tried and possible

Where schools have come to us, or there has been an opportunity, we have started to discuss options:

PAN capping

In-year cap of a school at a lower number of offers than the PAN (i.e. capping to 1FE rather than a 2FE PAN) – an informal process.

PAN reduction

Formal reduction of PAN to a lower number (i.e. reducing from 2FE to 1FE).

Enables school to plan for the reduction by providing 18 months lead in.

Admissions authority could admit above PAN if the places were required.

Rolling PAN reductions

This would mean schools of 2FE or larger within an area agree to take it in turns to have a smaller Reception cohort (i.e. one school one year, a different school the next) – it distributes the challenge across a broader number of schools rather than permanent PAN reductions (and so 1FE reduction in whole school size)

Amalgamation

Where two or more schools join together to be one school. This involves the closure of one or more schools, and may require the expansion of the remaining school.

Pupils and staff at the closing school(s) transfer to the remaining school. Staff restructure may be required.

Closure

Where a school (or schools) close.

Pupils transfer to other school(s) via mini-admissions process.

Staff seek other roles and if necessary are made redundant.

Key Milestones (2021- present)

Autumn 2021	<p>Planning Area presentations to HTs and CoGs of all primary schools in Southwark</p> <p>Member/Officer group established including Cllrs Ali and Simmons, Strategic Director Children and Adults, Director of Education, officers from communications, planning and legal.</p>
January 2022	Set up the HTSSB to discuss solutions to the problem of surplus capacity in Southwark
February- July 2022	Drafted strategy and developed and shared draft criteria with Heads (HTSSB)
June- July 2022	Draft strategy shared with Lead Member
October 2022	<p>Informed all schools of the work that had been ongoing, shared draft strategy, process and criteria and suggested messaging for parents and communities.</p> <p>Informed all primary schools that the LA would be undertaking an assessment of their rolls, followed by further exploration of additional criteria where appropriate.</p>
November 2022	Webinar held for all schools to ask questions about the strategy/ process.
December 2022	Strategy and EQIA taken to Cabinet
January 2023	All primary schools informed of the outcome of their rolls assessment. 49 schools identified for further evaluation.
February	<p>Information collected by the LA about rolls, quality, finance, buildings and local issues for each of the 49 schools.</p> <p>Information also collected about protected characteristics (ethnicity, SEND and FSM).</p> <p>Information collected shared with each school for further comment or feedback. 11 schools provided additional information or corrections to collected information.</p>
February/March 2023	<p>Information shared with ISOS Partnership. ISOS Partnership made recommendations on how to proceed with each school based on the data provided and any public information available.</p> <p>LA reviewed ISOS recommendations.</p>
	LA wrote to the 49 schools with the recommendations for each school. 39 schools were told there would be no further action at this time.10 schools were recommended to make a change: 6 to reduce their PAN, 4 to amalgamate.

The impact of fewer children in our schools

Schools are funded
per pupil

More vacancies =
less funding for the
school

Less funding for the
school = negative
impact on quality of
education